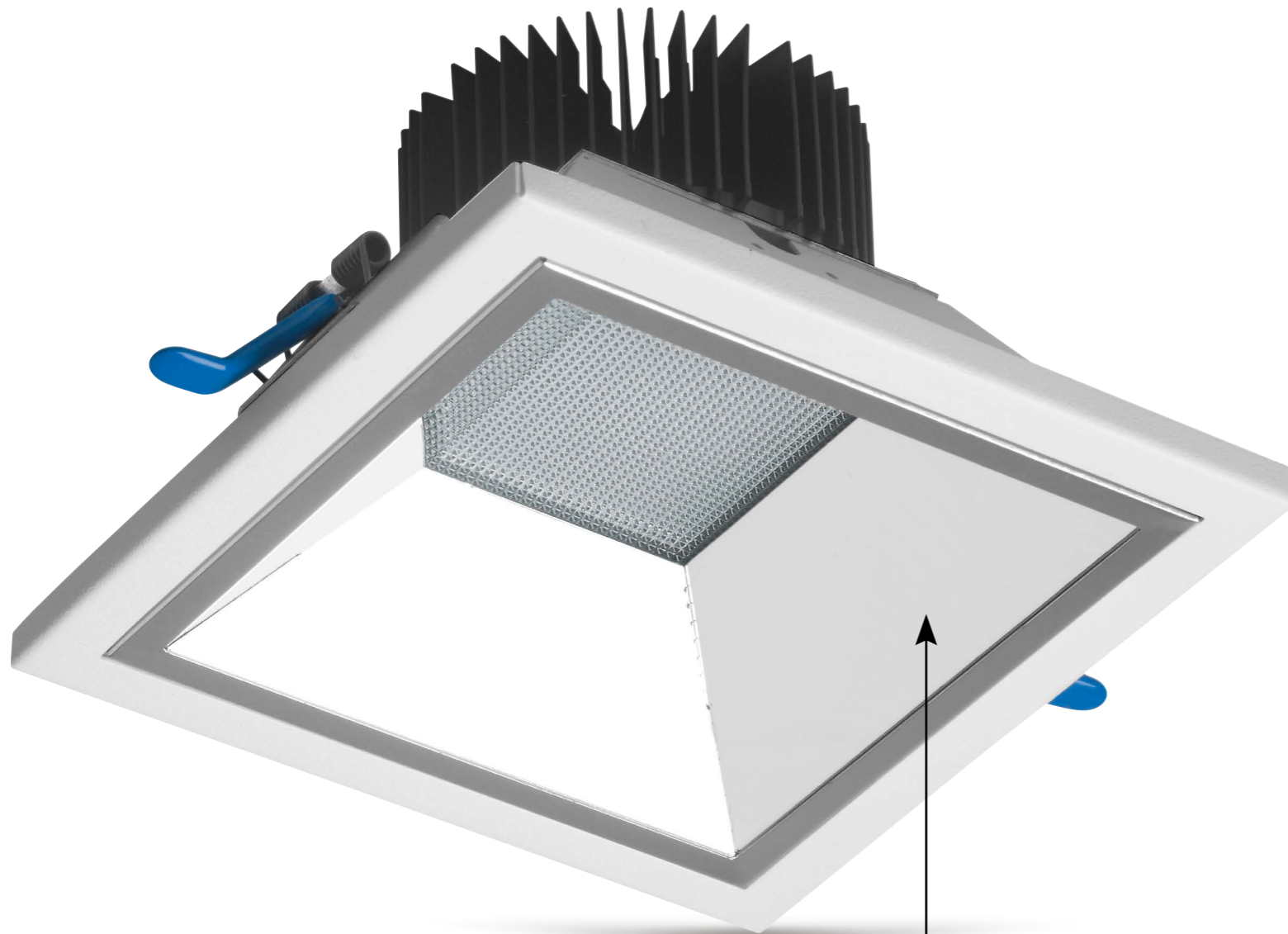
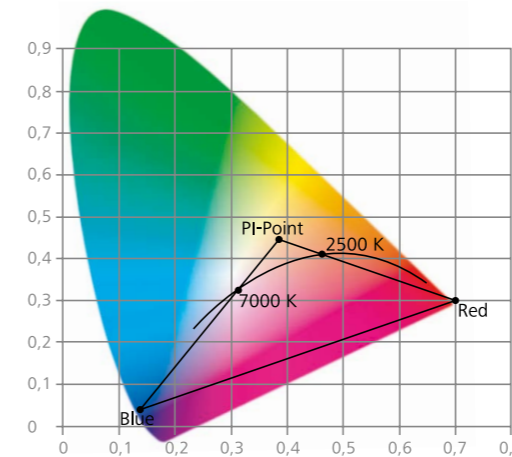


CADINE Pi-LED



PI-LED®



Light quality

Sunlight spectrum
Cloudy sky, 10 am



PI-LED at 2700 K
higher intensity in the red area



PI-LED at 6500 K
higher intensity in the blue area



Creative Pi-LED colour space

can be set individually to any value within the Pi-LED triangle while keeping the CRI constantly high (90+).

Efficient optical system

results in a combination of prismatic diffuser and a matt reflector so that it provides for both visual comfort and lighting quality.

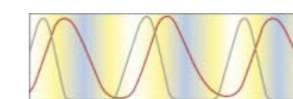
IP 54 cover (On request)

protects the LED and optical system against unnecessary damage caused by dust or contact with the outside environment.

Quick and effortless installation

is ensured by wieland connector, which allows for a simple mounting to the ceiling and push-in connection of the luminaire.

Hormone level
in the human body



— Cortisol
— Melatonin

Biological
effectiveness factor



0.315
(at 2700 K)

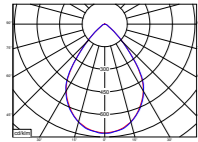
0.861
(at 6500 K)

Biological effectiveness factor

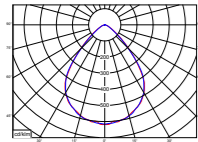
CCT of 5,000 to 6,000K supports human activity and concentration. On the other hand, warm light of 2,700K allows for relaxation and regeneration.

RETAIL, OFFICE

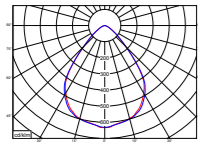
CADINE S
850 lm, Pi-LED 7000K



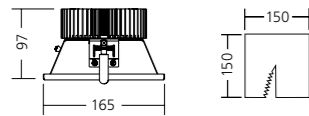
CADINE M
1900 lm, Pi-LED 7000K



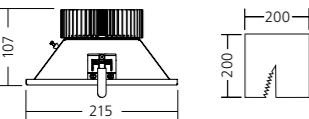
CADINE L
1900 lm, Pi-LED 7000K



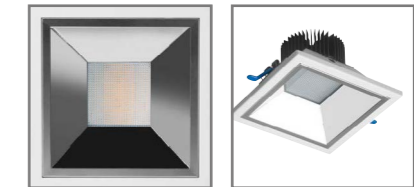
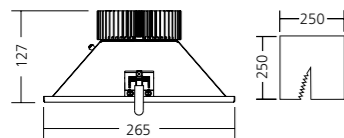
CADINE S



CADINE M



CADINE L



- 5 years warranty
- LED
- PI-LED
- control system REQUIRED
- up to 2200 lm
- up to 61 lm/W
- CRI 90 Ra

Mounting	Ceiling recessed
Optical system	Matt reflector + diffuser
Light distribution	Direct
Driver	Dimmable electronic control gear DALI DT8
Materials	Housing: sheet steel, Trim: sheet steel Reflector: Matt AL reflector Diffuser: PMMA diamond microprisma On request: Cover IP44: transparent PMMA
Surface finish	Trim: white (RAL9003)
Accessories	Control system required
Weight	1.35 kg (S), 1.60 kg (M), 2.00 kg (L)
Accessories	On request: Recessed concrete ceiling box
Service lifetime	50 000 hours / L80 B10 @ 35 °C
Ambient temperature	- 25 °C / + 35 °C
EEC	A++ / A+ / A

CADINE Pi-LED

This Pi-LED version of the square downlight boasts changeable CCT and RGB colour mixing, making it perfect for retail, office and hospitality solutions. Its large surface emits the LED light source while microprisma reduces glare and maximises visual comfort. Adjustable intensity provides for biological effectiveness.

Type	mounting type	modul	net lumen output (at Ta = 25 °C)	power consumption	color rendering index	correlated color temperature	optic	control	color
			(lm)	(W)	CRI (Ra)	CCT (K)			
CADINE Pi-LED S	RE	LUMITECH	1000-850	20	90	PI (2500-7000)	MR 75°	DALI / WIRELESS	WHITE
CADINE Pi-LED M	RE	LUMITECH	2050-1900	34-36	90	PI (2500-7000)	MR 82°	DALI / WIRELESS	WHITE
CADINE Pi-LED L	RE	LUMITECH	2200-1900	34-36	90	PI (2500-7000)	MR 80°	DALI / WIRELESS	WHITE

Luminous flux tolerance +/- 10%. The Company reserves the right to change any product specifications without prior notification.

STANDARD



ON REQUEST



order description: CADINE Pi-LED L RE L 2200 9PI MR70 DA WH