

BREAN

High efficiency

Brean was developed for used for office applications. Its extraordinary efficacy of **140 lm/W** is achieved by the suspended installation which allows for light being emitted both upwards and downwards.

Prismatic diffuser

The flat emitting surface of the prismatic diffuser provides optimum visual comfort and high efficiency for both direct and indirect part of light emitted

Motion and daylight sensor (On request)

As motion sensor detects presence of people and daylight sensor checks the available amount of daylight, they help to control the lighting. They have a positive effect on energy consumption, improve environment, and increase lifetime of light sources.

Excellent UGR < 19

complies with the EU norms for indoor workplace areas. It is provided by the flat light-emitting surface of the prismatic diffuser.

Practical pull switch (On request)

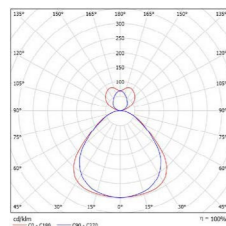
Another user-friendly property of this luminaire is its operability. Turn it on and off by pulling a cord and enjoy a pleasant illumination immediately.

Emergency lighting (On request)

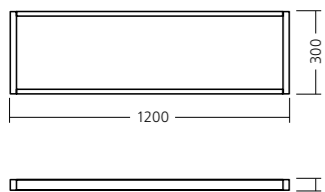
In the case of electricity shortage, this in-built safety feature provides for light supply for **3 hours**.

OFFICE & EDUCATION

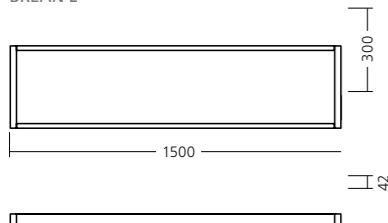
BREAN



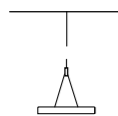
BREAN M



BREAN L



MOUNTING



- 5** years warranty
- LED**
- up to **7000** lm/m
- up to **140** lm/W
- 80** Ra
- UGR < 19**

Type	mounting type	modul	net lumen output (at Ta = 25 °C)	power consumption	color rendering index	correlated color temperature	optic	control	color
			(lm)	(W)	CRI (Ra)	CCT (K)			
BREAN M	SU	LG	4200	32	80	3000	PRISMA	FIX / DALI	WHITE
BREAN M	SU	LG	4300	32	80	4000	PRISMA	FIX / DALI	WHITE
BREAN M	SU	LG	5050	37	80	3000	PRISMA	FIX / DALI	WHITE
BREAN M	SU	LG	5200	37	80	4000	PRISMA	FIX / DALI	WHITE
BREAN M	SU	LG	6850	50	80	3000	PRISMA	FIX / DALI	WHITE
BREAN M	SU	LG	7000	50	80	4000	PRISMA	FIX / DALI	WHITE
BREAN L PRELIMINARY	SU	LG	4200	32	80	3000	PRISMA	FIX / DALI	WHITE
BREAN L PRELIMINARY	SU	LG	4300	32	80	4000	PRISMA	FIX / DALI	WHITE
BREAN L PRELIMINARY	SU	LG	5050	37	80	3000	PRISMA	FIX / DALI	WHITE
BREAN L PRELIMINARY	SU	LG	5200	37	80	4000	PRISMA	FIX / DALI	WHITE
BREAN L PRELIMINARY	SU	LG	6850	50	80	3000	PRISMA	FIX / DALI	WHITE
BREAN L PRELIMINARY	SU	LG	7000	50	80	4000	PRISMA	FIX / DALI	WHITE

Luminous flux tolerance +/- 10%. The Company reserves the right to change any product specifications without prior notification.

Mounting	Suspended
Optical system	Prismatic difuser
Light distribution	Direct-indirect
Driver	Electronic control gear - FIX - DALI (dimmable 1-100%)
Materials	Housing: extruded aluminium Diffuser: PMMA
Surface finish	White (RAL9003)
Accessories	Included: Rope suspension 038 (see accessories) On request: Programable sensor (light intensity / motion), pull switch (FIX/DALI)
Weight	M: 9.2 kg L: 11.2 kg
Service lifetime	50 000 hours / L90 B10 @ 35 °C
Ambient temperature	-25 °C / +35 °C
EEC	A++

STANDARD



BREAN

The light-conducting optical area of the Brean luminaire is illuminated with the edge-lighting principle which provides direct light distribution. Indirect light distribution is provided by backlighting. The elegant design of the luminaire will be a perfect fit with interior design of any office.



order description: BREAN SU LG 7000 840 PRIS DA WH