

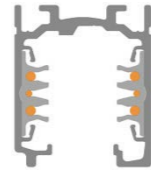
# STI TRACK SYSTEM

## ACCESSORIES

- STANDARD TRACK
- RECESSED TRACK
- END CAP
- END CAP RECESSED
- COMPLETE SUSPENSION KIT 2
- COMPLETE SUSPENSION KIT 3
- COMPLETE SUSPENSION KIT BAR P2 + P3
- END FEED
- JOINTING CONNECTOR
- MECHANICAL JOINTING CONNECTOR
- MIDDLE LINEAR FEED
- L-FEED
- T-FEED
- X-FEED
- ADJUSTABLE CORNER
- COVER FOR RECESSED TRACK

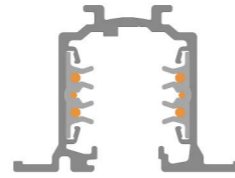
### STANDARD TRACK

- STI TRACK TUBE 1m W10 / G06 / B05
- STI TRACK TUBE 2m W10 / G06 / B05
- STI TRACK TUBE 3m W10 / G06 / B05
- STI TRACK TUBE 4m W10 / G06 / B05



### RECESSED TRACK

- STI RCD TRACK TUBE 1m W10 / G06 / B05
- STI RCD TRACK TUBE 2m W10 / G06 / B05
- STI RCD TRACK TUBE 3m W10 / G06 / B05
- STI RCD TRACK TUBE 4m W10 / G06 / B05



### END CAP RECESSED

- STI RCD END CAP+LOCKING SCREW W10 / G06 / B05



### END CAP

- STI END CAP+LOCKING SCREW W10 / G06 / B05



### END FEED

- STI END FEED 1 W10 / G06 / B05
- STI END FEED 2 W10 / G06 / B05



### JOINTING CONNECTOR

- STI JOINT CONNECTOR W10 / G06 / B05



### MECHANICAL JOINTING CONNECTOR

- STI MECH. JOINT CONNECTOR W10 / G06 / B05



### COMPLETE SUSPENSION KIT 2

- STI CLAMP+CUP W10 / G06 / B05 +CAB1,5m+END+FIX.CLAMP
- STI CLAMP+CUP W10 / G06 / B05 +CAB3m+END+FIX.CLAMP
- STI CLAMP+CUP W10 / G06 / B05 +CAB5m+END+FIX.CLAMP




### COMPLETE SUSPENSION KIT 3

- STI SC.GRIP+CUP W10 / G06 / B05 +CAB1,5m+BR+AU.GRIP
- STI SC.GRIP+CUP W10 / G06 / B05 +CAB3m+BR+AU.GRIP
- STI SC.GRIP+CUP W10 / G06 / B05 +CAB5m+BR+AU.GRIP



### COMPLETE SUSPENSION KIT BAR P2 + P3

- STI CLAMP+M6GRIP+COVER W10 / G06 / B05
- STI CL.BR+M6NUT+CUP W10 / G06 / B05 +M6BAR1M+C.STRIP



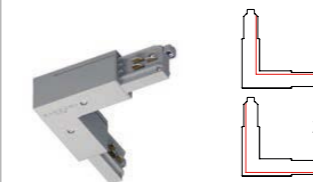
### MIDDLE LINEAR FEED

- STI MIDDLE FEED W10 / G06 / B05



### L-FEED

- STI INTERNAL L-FEED 1 W10 / G06 / B05
- STI EXTERNAL L-FEED 2 W10 / G06 / B05



### T-FEED

- STI EXTERNAL T-FEED 1 W10 / G06 / B05
- STI EXTERNAL T-FEED 2 W10 / G06 / B05
- STI INTERNAL T-FEED 3 W10 / G06 / B05
- STI INTERNAL T-FEED 4 W10 / G06 / B05



### X-FEED

- STI X-FEED W10 / G06 / B05



### ADJUSTABLE CORNER

- STI ADJUSTABLE CORNER W10 / G06 / B05



### COVER FOR RECESSED TRACK

- 1. STI RCD COVER W10 / G06 / B05 FOR END FEED
- 2. STI RCD COVER W10 / G06 / B05 FOR MIDDLE FEED
- 3. STI RCD COVER W10 / G06 / B05 FOR L-FEED
- 4. STI RCD COVER W10 / G06 / B05 FOR T-FEED
- 5. STI RCD COVER W10 / G06 / B05 FOR X-FEED

