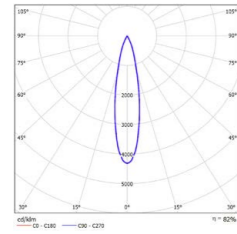
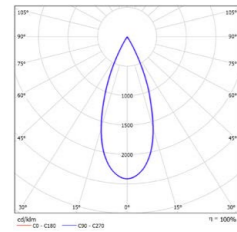


OFFICE, RETAIL

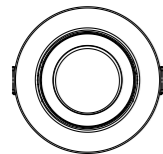
LS 25°



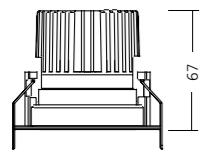
LS 38°



DIMENSIONS




Ø85



85



Ø 75



- 5 years warranty
- LED
- up to 850 lm
- up to 68 lm/W
- >90 Ra

Mounting	Ceiling recessed
Optical system	Lenses
Light distribution	Direct
Driver	Electronic control gear - FIX - DALI (dimmable 1-100%)
Materials	Housing: aluminium Trim: aluminium
Surface finish	White (RAL 9003)
Weight	0.4 kg
Service lifetime	50 000 hours / L80 B50 @ 25 °C
Ambient temperature	-25°C to +30°C
EEC	A

PRELIMINARY

GYDA

In comparison with other downlights, GYDA is packed to smaller yet equally efficient format. For a large range of applications, its high colour rendition index 90, above-standard efficacies and adjustable heads top the list of its benefits.

Type	mounting type	modul	net lumen output (at Ta = 25 °C)	power consumption	color rendering index	correlated color temperature	optic	control	color
			(lm)	(W)	CRI (Ra)	CCT (K)			
GYDA	RE	T	550 / 450	9	90	3000	LS 25° / 38°	FIX / DALI	WHITE
GYDA	RE	T	550 / 400	8	90	4000	LS 25° / 38°	FIX / DALI	WHITE
GYDA	RE	T	800 / 650	15	90	3000	LS 25° / 38°	FIX / DALI	WHITE
GYDA	RE	T	850 / 700	14	90	4000	LS 25° / 38°	FIX / DALI	WHITE

Luminous flux tolerance +/- 10%. The Company reserves the right to change any product specifications without prior notification.

order description: GYDA RE T 850 940 LS25 DA WH

STANDARD

